

Convex Mirrors

Interior Convex

Interior Hemisphere

Exterior Convex

Food Processing

Production Line

Traffic

Inspection & Testing

Institutional

Anti-Vandal





“Reflecting your need for
clear, undistorted images”

CONVEX MIRRORS

Strategically placed, our extensive range of convex mirrors are used to improve security, safety and operational efficiency in a diverse range of environments, from Factories to Warehouses, on Shop floors and in Hospitals, Police Stations and Prisons – eliminating blind spots and improving safety and surveillance where visibility is poor.

Viewing Distance: This is the combined distance from the observer to the mirror PLUS the distance from the mirror to the object being observed and should be used as a guide only.

Interior Convex Mirrors

By eliminating blind spots and hard-to-see areas convex mirrors allow staff or store security to constantly and inconspicuously monitor customers or visitors. They can help to prevent accidents in warehouses, garages or busy corridors and they reduce security risks. The whole range

of convex mirrors come complete with a fully adjustable bracket which is designed to give you the best optimal angle for viewing specific areas.

Interior Convex

Model	Description (mm)	Viewing Distance (M)	Acrylic Face Thickness (mm)	Back
M18020J	300 diameter	5	2	ACM
M18038J	450 diameter	7	2	ACM
M18056J	600 diameter	10	2	ACM
M18108J	900 diameter	18	2	Vinyl Celuka
M18330A	600 x 400 rectangular	13	2	-

Supplied with bright zinc "J" arm bracket. ACM = Aluminium Composite Material.



600 x 400 Rectangular

Interior Hemisphere Mirrors

For wide angle viewing the ceiling dome mirrors, wall dome mirrors and corner dome mirrors are all ideal in open areas above aisles and shelving. The deluxe half dome mirror is designed for busy corridors and passageway T-intersections to help avoid collisions. The lightweight vinyl back and lid fully enclose the cavity so that no dust, garbage or other objects can be left inside.

Interior Hemisphere 90° "Quarter Dome"

Model	Description (mm)	Viewing Distance (M)	Acrylic Face Thickness (mm)	Back
M18541H	300 x 300 quarter face	3	2	-
M18562H	450 x 450 quarter face	6	3	-

Designed for corner fixing ideal for observation and as a deterrent. Dome top screws supplied.



Quarter Face



Deluxe Half Face



Half Face



Full 360° Dome

Interior Hemisphere 180° "Half Dome"

Model	Description (mm)	Viewing Distance (M)	Acrylic Face Thickness (mm)	Back
M18535H	600 x 300 half face	6	2	-
M18535HE	600 x 300 deluxe half face	6	3	Vinyl Celuka
M18552H	900 x 450 half face	9	3	-

Designed for walls above shop fixtures and for anti-collision purposes. Dome top screws supplied.

Interior Hemisphere 360° "Ceiling Dome"

Model	Description (mm)	Viewing Distance (M)	Acrylic Face Thickness (mm)	Back
M18585H	600 diameter	6	2	-
M18589H	900 diameter	9	3	-

Dome top screws supplied for mounting on ceiling and suspension kit for adjustment to optimum height.

Exterior Convex Mirrors

The weather resistant heavy duty acrylic convex mirror is versatile and robust and will handle many industrial and traffic situations. Complete with a fully adjustable wall mounting bracket (optional pole mounting accessories are available) which is easy to install and allows the mirror to be angled in the most effective position.



Pedestrian Safety



Exterior Deluxe HD

Interior/Exterior (Sheltered Conditions)

Model	Description (mm)	Viewing Distance (M)	Acrylic Face Thickness (mm)	Back
M18036JP	400 diameter	7	2	ACM
M18056JP	600 diameter	10	2	ACM

Supplied with bright zinc "J" arm bracket. ACM = Aluminium Composite Material.

Exterior Heavy Duty

Model	Description (mm)	Viewing Distance (M)	Acrylic Face Thickness (mm)	Back
M18044S	450 diameter	28	2	Vinyl Celuka ¹
M18062S	600 diameter	38	2	Vinyl Celuka ¹
M18144S	900 diameter	55	3	Vinyl Celuka ¹

Supplied with bright zinc "J" arm bracket. ¹10mm.


Exterior Deluxe Heavy Duty

Model	Description (mm)	Viewing Distance (M)	Acrylic Face Thickness (mm)	Back
M18066D	600 diameter	38	3	Vinyl Celuka ¹
M18087D	800 diameter	50	3	Vinyl Celuka ¹
M18445D	1,000 diameter	Over 60	3	Vinyl Celuka ¹

Supplied with pole mounting kit to suit 75mm post. ¹10mm.

Food Processing and Production Line Mirrors

The impact resistant acrylic face of the food production line mirror makes it ideal for monitoring processes, reducing production costs, bottlenecks and workplace accidents. Stainless Steel is the best option for extreme cleaning regimes.



Food Processing

Food Processing Acrylic

Model	Description (mm)	Viewing Distance (M)	Acrylic Face Thickness (mm)	Back
M18244V	450 diameter	28	2	Moulded ASA Vinyl
M18266V	600 diameter	38	2	Moulded ASA Vinyl
M18287V	800 diameter	50	3	Moulded ASA Vinyl

Supplied with stainless steel "J" arm bracket.

Food Processing Stainless Steel

Model	Description (mm)	Viewing Distance (M)	Stainless Steel Face Thickness (mm)	Back
M16144FE	450 diameter	32	0.7	Stainless Steel
M16166FE	600 diameter	42	0.9	Stainless Steel
M16187FE	800 diameter	60	0.9	Stainless Steel
M16505W	500 wall dome	30	0.9	-
M500CD	500 ceiling dome	5	1.2	-

Supplied with stainless steel "J" arm bracket (excludes dome mirrors)


Traffic Mirrors

When a high visibility general purpose traffic mirror with a superior image is required, the Pro Series Circular mirror is the ideal choice. The back is made from a 100% UV stabilised advanced plastic composite, ensuring superior longevity and strength.

Traffic Mirrors

Model	Description (mm)	Viewing Distance (M)	Acrylic Face Thickness (mm)	Back
M18666CS	600 diameter	38	2	Moulded ASA Vinyl
M18687CS	800 diameter	46	2	Moulded ASA Vinyl
M18642R	600 x 400 rectangular	38	2	Moulded ASA Vinyl
M16336C ¹	320 x 225 rectangular	23	Stainless Steel 0.7	Stainless Steel

Supplied with 75mm diameter pole mounting brackets. ¹Supplied with 32mm diameter pole clamp bracket only.



600mm Traffic



Half Dome

Exterior Hemisphere Half Dome

Model	Description (mm)	Viewing Distance (M)	Acrylic Face Thickness (mm)	Back
M18535H0	600 x 300 half face	9	2	Vinyl Celuka ¹
M18553H0	900 x 450 half face	12	2	Vinyl Celuka ¹

Supplied with bright zinc "J" arm bracket. ¹10mm.

Inspection and Testing Mirrors

Look under inspection mirrors are designed for rolling under vehicles and other large objects to view and inspect areas which are difficult to see underneath.

The model with four castor wheels allows the mirror to be easily positioned as required while the extra deep convex mirror ensures the maximum viewing area.



Fork Lift Rear View



Heavy Duty Inspection with Light

Fork Lift Rear View

Model	Description (mm)	Viewing Distance (M)	Acrylic Face Thickness (mm)	Back
M19952A	300 x 150 half face	12	2	Moulded ASA Vinyl
M19952T	300 x 150 half face	12	2	-

Illuminated Heavy Duty Portable Inspection Mirror

Model	Description (mm)	Viewing Distance (M)	Acrylic Face Thickness (mm)	Back
MHI230SB	230 diameter	4	2	ACM
MHL300SB ¹	300 diameter	6	2	ACM

¹Mounted on castors. ACM = Aluminium Composite Material.

Supplied with a protective bag for safe storage when not in use.

Portable Inspection

Model	Description (mm)	Viewing Distance (M)	Acrylic Face Thickness (mm)	Back
M18660	150 diameter	3	2	ACM
M18662	230 diameter	4	2	ACM
M18664 ¹	450 diameter	4	2	ACM


¹Mounted on castors. ACM = Aluminium Composite Material.

MOT Test Mirror

Model	Description (mm)	Viewing Distance (M)	Acrylic Face Thickness (mm)	Back
M20405	400 diameter	10	2	ACM

Institutional and Anti-Vandal Mirrors

Corrections facility mirrors have been specifically designed for use in prisons and secure units where security and safety to both guard and prisoner or patient are critical. The virtually indestructible polycarbonate or stainless steel mirror face and a unique anti ligature full steel frame give a clear distortion free reflection, while the anti-ligature hole designs are tamperproof and meet the tough requirements of many prisons and institutions worldwide. These design features ensure perfect application in any area where vandalism is an issue.



Wall Dome



Vanity Mirror



Quarter Dome



Half Dome



Secure Institutions Full Dome

Polycarbonate – Anti-Ligature

Model	Description (mm)	Viewing Distance (M)	Polycarbonate Face Thickness (mm)	Application
M17527H	300 x 300 quarter face	6	3	Anti-Ligature
M17537H	600 x 300 half face	6	3	Anti-Ligature
M175371DI	450 ceiling dome	4	3	Anti-Ligature
M17585DI	600 ceiling dome	6	3	Anti-Ligature

Flat Vanity Mirror – Anti-Vandal / Anti-Ligature


Model	Description (mm)	Material	Surround	Application
M17243R	400 x 300	Polycarbonate	MDF	Anti-Vandal
M17254R	500 x 400	Polycarbonate	MDF	Anti-Vandal
M17265R	600 x 500	Polycarbonate	MDF	Anti-Vandal
M16243R	400 x 300	Stainless Steel	MDF	Anti-Vandal
M16254R	500 x 400	Stainless Steel	MDF	Anti-Vandal/Ligature
M16265R	600 x 500	Stainless Steel	MDF	Anti-Vandal
M16257AS	500 x 400	Stainless Steel	Steel	Anti-Ligature
M16257GS	500 x 400	Stainless Steel	Steel	Anti-Ligature
M16255GS	Round 400mm	Stainless Steel	Steel	Anti-Ligature
M16258GS	400 x 300	Stainless Steel	Steel	Anti-Ligature
M16259GS	600 x 500	Stainless Steel	Steel	Anti-Ligature

Stainless Steel – Anti-Ligature / Anti-Vandal

Model	Description (mm)	Viewing Distance (M)	Stainless Steel Face Thickness (mm)	Application
M16525HL	250 x 250 quarter face	5	1.2	Anti-Ligature/Vandal
M16529HL	500 x 250 half face	6	1.2	Anti-Ligature/Vandal
M16505W	500 wall dome	30	0.9	Anti-Ligature/Vandal
M500CD	500 ceiling dome	5	1.2	Anti-Ligature/Vandal
M16047C ¹	450 diameter	32	0.7	Anti-Vandal
M16066C ²	600 diameter	42	0.7	Anti-Vandal

¹Supplied with 'J' arm bracket. ²Supplied with 75mm clamp bracket.

Other publications:



+44 (0)1252 311 888
securikey.co.uk
enquiries@securikey.co.uk

Securikey Limited, PO Box 18
 Aldershot, Hampshire, GU12 4SL

Disclaimer: Every effort has been made to ensure that the information in this brochure is correct. We have a policy of continually developing and improving our products and reserve the right to change specification without notice. By virtue of the Trades Description Act 1968 all measurements and weights must be considered approximate.

