

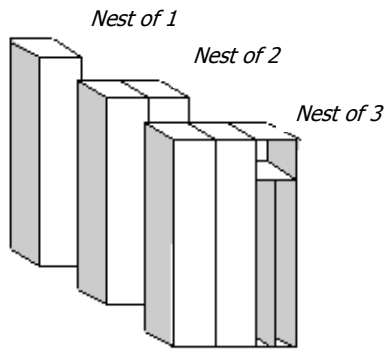
SPECIFICATION SHEET: S007

SYSTEM 1300 VEDETTE RANGE

WELLED (1307) – DIVIDED (1308) – UNIFORM (1309)

Please refer to Specification Sheet: S001 – The Vedette Range Full Length Lockers for general specification, material and construction.

Divided:

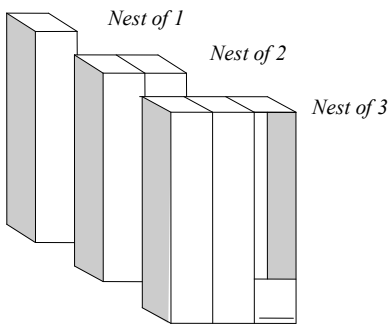


Dimensions:

Height	Width	Depth	Nesting
1775 mm	300 mm	300 mm	1 2 3
1775 mm	300 mm	450 mm	1 2 3
1775 mm	300 mm	550 mm	1 2 3
1775 mm	380 mm	380 mm	1 2 3
1775 mm	380 mm	450 mm	1 2 3
1775 mm	380 mm	550 mm	1 2 3
1775 mm	450 mm	450 mm	1 2 3
1775 mm	450 mm	550 mm	1 2 -

With addition of a specially designed steel sheet divider, fitted below the shelf, the VEDETTE locker can be converted into this multi-purpose model; the divider separating soiled clothing from other clean garments. All other details as for the VEDETTE Full Length range.

Welled:

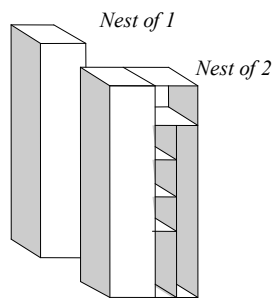


Dimensions:

Height	Width	Depth	Nesting
1775 mm	380 mm	450 mm	1 2 3

This locker has been designed with a foreshortened door to be used in conjunction with an integral stand with seat. The seat slat is manufactured from hardwood, postformed profile and finished with two coats of clear lacquer and is 382 mm high overall. Underside of seat to floor is a nominal 337 mm. All legs fitted with adjustable feet giving approximately 30 mm of adjustment. At the bottom of the 'well' a 20 mm gap is provided for easy cleaning of the unit.

Uniform:



Dimensions:

Height	Width	Depth	Nesting
1775 mm	450 mm	450 mm	1 2 -

By adapting the 450 mm square DIVIDED locker with three fixed shelves, useful storage compartments are achieved.

The compartments, which are situated on the lock clip side of the unit under the shelf, are of the following dimensions:

280 mm high x 225 mm wide x 450 mm deep

280 mm high x 225 mm wide x 450 mm deep

280 mm high x 225 mm wide x 450 mm deep

535 mm high x 225 mm wide x 450 mm deep

After Sales Service: All of our products are supported by our Service Department who provide technical advice, maintenance schemes, prompt delivery of replacement keys/parts and product refurbishment.

- **Health & Safety:** Lockers must be firmly secured to wall or floor and fixed together in runs for safety purposes. If applicable, install in accordance with specific product instructions.
- All dimensions are nominal.
- To enable us to interpret your requirements accurately, please state at time of enquiry/order the choice of locker type, colour, locking and nesting arrangement and delivery requirement.
- The products described in this specification sheet herein are the subjects of patent, trademark, design and copyright protection or application thereof.
- In the interest of efficiency and service to our customers, the company reserves the right to modify the specifications of any of its products.