

# MK718L PUBLIC MODE

## 4 DIAL MECHANICAL COMBINATION LOCK



---

## MK718LPM

### Mechanical Combination Lock



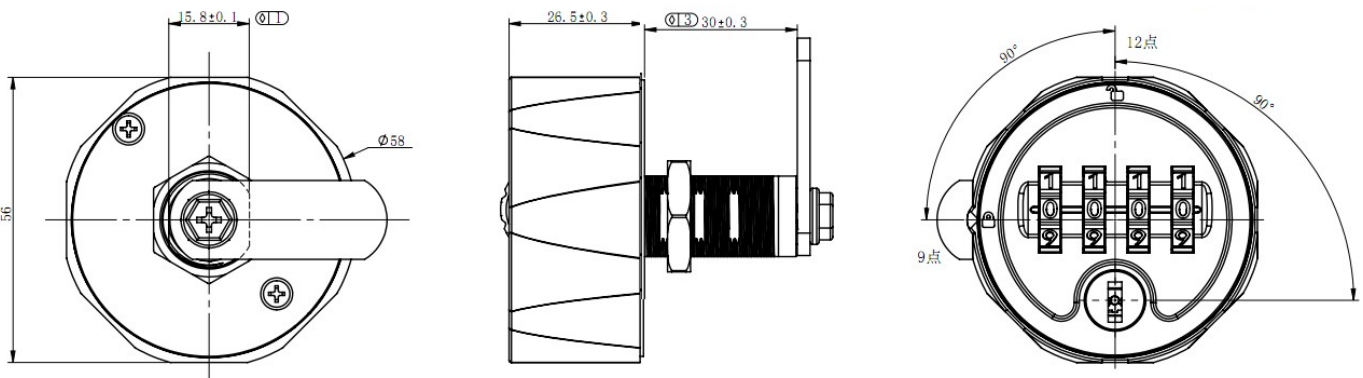
## FEATURES

---

- Full Metal Lock Body
- Master Key Over-Ride
- Retrieve forgotten code
- Public Mode : The dials return to 0-0-0-0 automatically, when locked

## TECHNICAL DRAWING

---



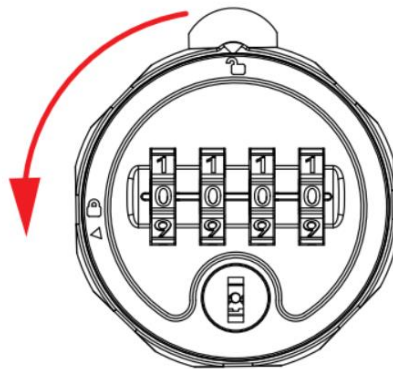
---

## MK718LPM

### Mechanical Combination Lock

#### User Instructions

---



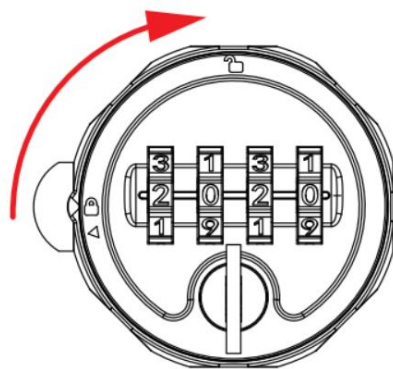
TO LOCK: 

The lock is in the OPEN Position

ENTER any 4-digit User Code (1-1-1-1)

Then turn the knob to the lock position, the code User Code (1-1-1-1) will scramble to 0-0-0-0.

The Code has been successfully stored and the locker is locked.



TO UNLOCK: 

Enter the User Code (1-1-1-1), turn the knob to the unlock position, the Dials continue to show the User Code.

The lock is now open ready for the next user and fresh 4 Digit Combination.

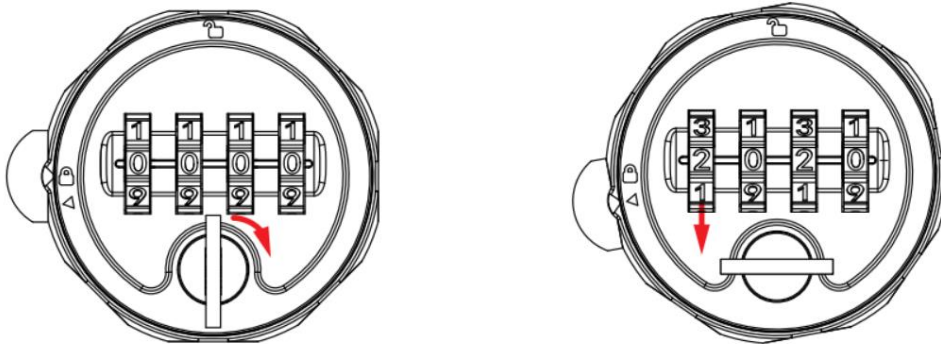
---

## MK718LPM

### Mechanical Combination Lock

#### Recovering Lost / Forgotten Code

---



1. Insert the Master Key and turn right 90°
2. Scroll each dial from up to down until it stops on a dedicated number
3. The final code displayed is the current code

The Lost Code has been recovered

4. Remove the key from the lock 🔑
5. Turn the knob to the unlocked position
6. The lock is now reset ready for the next New User

