



TAP LOCK GO



The KL1100 RFID lock features a stylish, slimline front plate giving any environment a modern, contemporary feel.

Choose between offline or cloud based software options to configure your locks and cards. The KL1100 is perfect for applications with a large quantity of lockers that would benefit from issuing and managing Card Clients from reception desks, for example, gyms, leisure centres, hospitals, hotels, schools and universities. The KL1100 is easy to install, operate and manage, featuring a powered latch enabling intuitive 'push shut' closing.



Easy to install



Remote Card Authorisation



Two year guarantee*



Private and Public Functions

FEATURES

- Master Card
- Technician Card
- Standalone Mode
- RCA Mode via offline or cloud based software
- Local management via plug-in programmer
- Date and time based features
- Powered latch
- Battery override
- Override code
- IP55 rated when fitted with gasket supplied
- MIFARE® Classic 1k compatible cards, fobs or wristbands can be used

STANDALONE MODE

Standalone Mode requires a Keypad Programmer (sold separately) for adding/removing cards and managing functions of the lock.

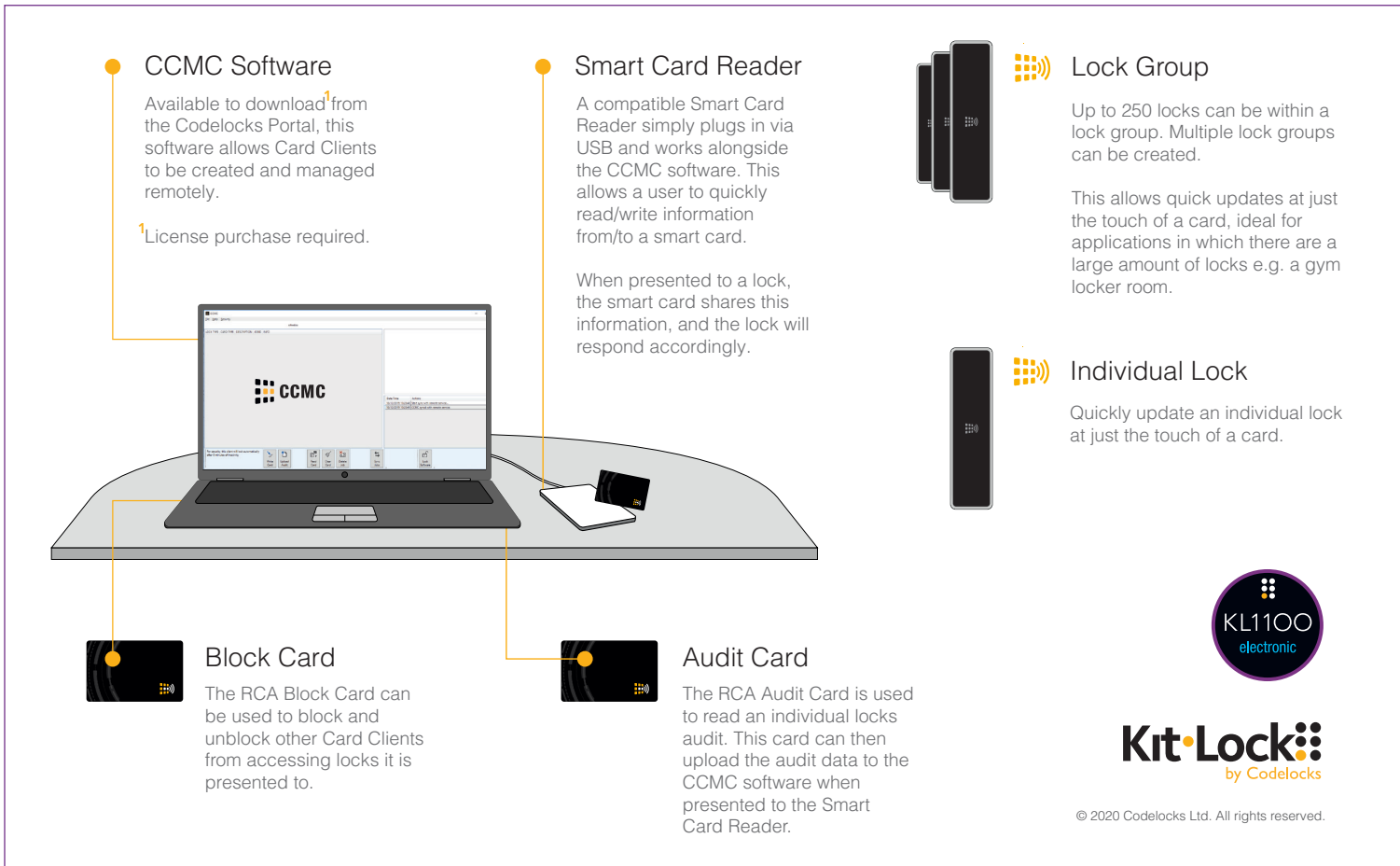
- Locally manage individual locks
- Supports Private and Public Functions
- Master Card
- Up to 50 User Cards per lock
- Up to 10 Technician Cards per lock

RCA MODE

Remote Card Authorisation (RCA) Mode offers remote management allowing Card Clients to be authorised via a PC using offline or cloud based software and a USB Card Reader.

- Manage individual or a group of locks
- Supports Private and Public Functions
- Up to 250 locks within a lock group
- Master Card and Technician Cards
- Multiple User Cards per lock

RCA OVERVIEW



Scan to shop!


www.kitlock.com



Remote Card Authorisation



MIFARE® compatible



Stylish slimline profile



Powered latch



PRIVATE FUNCTION

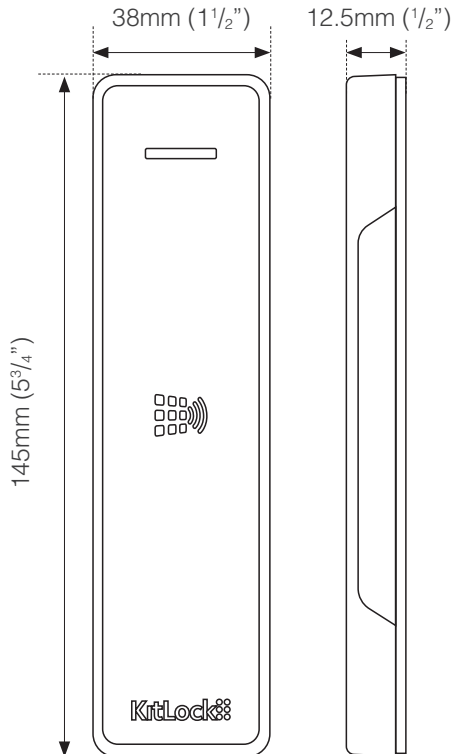
This function is used where the same pre-registered User Cards are repeatedly used, auto-locking after each opening. Up to 50 individual User Cards, 10 individual Technician Cards and 1 Master Card can be registered per lock.



PUBLIC FUNCTION

The user presents a compatible card to an available open lock, this locks the lock and only that User Card, or a registered Technician/Master Card can be used to unlock the lock. The lock remains open ready for the next user. This function is used for short-term, multi-occupancy applications.

DIMENSIONS



BENEFITS

Auto-Unlock at a Set Time (Public)

Configure the lock to automatically unlock at a predefined time.

Maximum Locked Period (Public)

Configure the lock to automatically unlock after a predefined period.

Dual Authorisation (Private)

This feature requires any 2 authorised Card Clients (either User or Technician) to be presented within 5 seconds of each other for the lock to unlock.

Override Code

A 4 digit code that allows emergency access in the event of the Master Card being unavailable. It is recommended an Override Code is created during set up. Programmer required.

TECHNICAL SPECIFICATION

FEATURE	DESCRIPTION
Operations	Up to 100,000 operations
Low Battery Warning	Red LED will flash 3 times before unlocking
Power	Powered by 4 x 1.5 volt AA batteries (supplied)
Battery Override	Connect to 5V micro USB power source for temporary power
Door Thickness	Ready to fit doors up to 25mm (1")
Finish Colour	Metallic Silver or Gloss Black
Memory	Non-volatile memory - programming will be retained
Latch	Powered latch
IP55 Rated	When used with gasket supplied
Card Client Types	Master, Technician, User, Initialisation, Block and Audit - Supports MIFARE® Classic 1k
Orientations	Vertical - Left Hand or Right Hand
Material	Mixed plastic and alloy
Functions	Public and Private