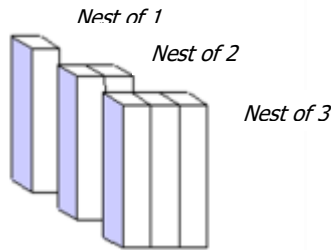


SPECIFICATION SHEET: S001

SYSTEM 1301

FULL LENGTH LOCKERS



Dimensions:

Height	Width	Depth	Nesting
1775 mm	300 mm	300 mm	1 2 3
1775 mm	300 mm	450 mm	1 2 3
1775 mm	380 mm	380 mm	1 2 -
1775 mm	380 mm	450 mm	1 2 -
1775 mm	450 mm	450 mm	1 2 -

Strength and Security with Style

Sturdy Construction:	Door frame constructed from heavy gauge mild steel of press formed channel section.
Door Strength:	Full length door stiffeners for extra door rigidity and three 'five knuckle' semi-concealed hinges.
Style:	Attractive and functional locker design.
Colour:	Automated paint plant ensures consistent high quality finish in a wide range of modern colours.

Detailed Product Specification

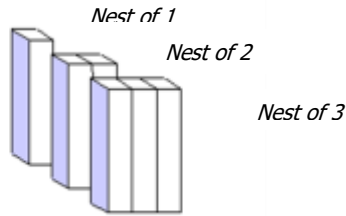
Nesting:	Lockers can be supplied as single units or nested in groups during the manufacturing process. All lockers are holed in back and sides to enable them to be bolted together into rows or back to back to suit your requirements. Note: When preparing locker room layouts allow approximately 4 mm extra for each nest for rivet heads at the sides of lockers in each row.
Construction:	Spot welded and pop riveted.
Material:	Mild steel Powder Coated.
Door Frame Assembly:	Comprising two uprights manufactured from heavy gauge mild steel of press formed channel section; top and bottom cross members which are designed to create door stops. Spot welded construction produces a rigid frame enabling door clearances to be maintained in accordance with British Standard requirements. The top cross member is provided with a series of ventilation slots.
Doors:	Doors are attached to the right hand side of door frame upright with three 'five knuckle' semi-concealed hinges. Doors are fitted with a plastic escutcheon plate around the lock, which can also act as a name card/locker number holder. The inside of the door has a full length vertical 'stiffener' to provide greater rigidity. Two rubber buffers are fitted to the top and bottom corners of the door for quiet closure.
Bottom:	The bottom is formed as a 60 mm high plinth. All edges have return bends and the front and rear edges drilled for fitting to stands or stands with seat.
Shelf:	The lockers are fitted with a shelf 315 mm from the top, giving a clear 250 mm opening, allowing adequate space for the average crash helmet with chin protector, or other articles.
Hook & Hanger Rails:	A coat hook is located each side of the main compartment under the shelf; for lockers over 300 mm deep a plastic coated clothes hanger rail is also fitted.
Locking:	Standard options are either 10 disc tumbler cam lock in mastered suite with two keys to each lock or, at no extra cost, a latch lock for the user's own padlock (recommended padlock shank dimensions 6 mm). Recommended padlocks are available from Total Locker. As an optional extra for added security we can supply full reach espagnolette bolts giving three point locking (ie, top, bottom and centre) with either of the standard locking options. We can also supply, as an optional extras, a wide range of locking options, please ask for details.

Ventilation:	Ventilation is provided by a series of unique ventilation slots in the top cross member.
Paint Finish:	Five stage automatic degreasing and phosphating process to remove surface contamination. This base gives improved adhesion and humidity resistance. The powder is electrostatically applied prior to oven baking at the appropriate temperature.
Colour Range:	Standard locker frame Powder Coated colours is: "Ice". Standard door colours are: "Ice", "Black", "Rockpool", "Smoke", "White", "Skye", "Yellow", "Royale", "Forest" and "Cherry". The Total Locker general brochure illustrates these colours. Exact colour samples are available.
OPTIONAL EXTRAS:	The following can be supplied at an additional cost and, if included, will be specified in the quotation.
Three Point Locking:	The system provides effective and secure latching, allowing locking at three positions.
Perforation:	Most parts of the locker can be perforated with the unique 'Total Locker' perforation profile. Where Full Length Lockers have perforated doors it is strongly recommended that three point locking be fitted for added security.
Locker Numbering:	<ul style="list-style-type: none"> a) Number Label – Made of silver polyester, with a permanent, self-adhesive back. Numbers are printed in black and can comprise one to four digits including letters. b) Number Plate – Made of laminated plastic, white numbers on black, numbers can comprise one to four digits. c) Number Discs – Laminated plastic 25 mm diameter, white numbers on black, numbers can comprise one to four digits. The disc is holed and a split key ring is provided.
Stands/with Seats:	Lockers can be provided with either stands or stands with seats with or without adjustable feet. Please refer to Specification Sheet S015.
Sloping Tops:	Lockers can be manufactured with a sloping top. Gradient 1:3, ie 300 mm deep unit increased height at rear 100 mm 380 mm deep unit increased height at rear 126 mm 450 mm deep unit increased height at rear 150 mm
End Panels:	For aesthetic appearance and to protect row ends, specifically designed end panels are available.
Installation:	Total Locker offers a full installation service for its products.

SPECIFICATION SHEET: S002

SYSTEM 1302

TWO COMPARTMENT LOCKERS



Dimensions:

Height	Width	Depth	Nesting
1775 mm	300 mm	300 mm	1 2 3
1775 mm	300 mm	450 mm	1 2 3
1775 mm	380 mm	380 mm	1 2 -
1775 mm	380 mm	450 mm	1 2 -
1775 mm	450 mm	450 mm	1 2 -

Strength and Security with Style

Sturdy Construction:	Door frame constructed from heavy gauge mild steel of press formed channel section.
Door Strength:	Full length door stiffeners for extra door rigidity and 'five knuckle' semi-concealed hinges.
Style:	Attractive and functional locker design.
Colour:	Automated paint plant ensures consistent high quality finish in a wide range of modern colours.

Detailed Product Specification

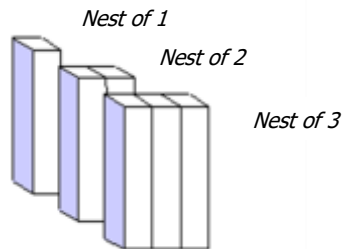
Compartment Size:	Each compartment opening size 810 mm high (internal 847 mm), width and depth as above.
Nesting:	Lockers can be supplied as single units or nested in groups during the manufacturing process. All lockers are holed in back and sides to enable them to be bolted together into rows or back to back to suit your requirements. Note: When preparing locker room layouts allow approximately 4 mm extra for each nest for rivet heads at the sides of lockers in each row.
Construction:	Spot welded and pop riveted.
Material:	Mild steel Powder Coated.
Door Frame Assembly:	Comprising two uprights manufactured from heavy gauge mild steel of press formed channel section; top and bottom cross members which are designed to create door stops. Spot welded construction produces a rigid frame enabling door clearances to be maintained in accordance with British Standard requirements. The top cross member is provided with a series of ventilation slots.
Doors:	Doors are attached to the right hand side of door frame upright with two 'five knuckle' semi-concealed hinges per door. Doors are fitted with a plastic escutcheon plate around the lock, which can also act as a name card/locker number holder. The inside of the door has a full length vertical 'stiffener' to provide greater rigidity. Two rubber buffers are fitted to the top and bottom corners of each door for quiet closure.
Bottom:	The bottom is formed as a 60 mm high plinth. All edges have return bends and the front and rear edges drilled for fitting to stands or stands with seat.
Hook & Hanger Rails:	A coat hook is located each side of the main compartment under the shelf; for lockers over 300 mm deep a plastic coated clothes hanger rail is also fitted.
Locking:	Standard options are either 10 disc tumbler cam lock in mastered suite with two keys to each lock or, at no extra cost, a latch lock for the user's own padlock (recommended padlock shank dimensions 6 mm). Recommended padlocks are available from Total Locker. As an optional extra for added security we can supply full reach espagnolette bolts giving three point locking (ie, top, bottom and centre) with either of the standard locking options. We can also supply, as an optional extras, a wide range of locking options, please ask for details.

Ventilation:	Ventilation is provided by a series of unique ventilation slots in the top cross member.
Paint Finish:	Five stage automatic degreasing and phosphating process to remove surface contamination. This base gives improved adhesion and humidity resistance. The powder is electrostatically applied prior to oven baking at the appropriate temperature.
Colour Range:	Standard locker frame Powder Coated colours is: "Ice". Standard door colours are: "Ice", "Black", "Rockpool", "Smoke", "White", "Skye", "Yellow", "Royale", "Forest" and "Cherry". The Total Locker general brochure illustrates these colours. Exact colour samples are available.
OPTIONAL EXTRAS:	The following can be supplied at an additional cost and, if included, will be specified in the quotation.
Three Point Locking:	The system provides effective and secure latching, allowing locking at three positions.
Perforation:	Most parts of the locker can be perforated with the unique 'Total Locker' perforation profile.
Locker Numbering:	<ul style="list-style-type: none"> a) Number Label – Made of silver polyester, with a permanent, self-adhesive back. Numbers are printed in black and can comprise one to four digits including letters. b) Number Plate – Made of laminated plastic, white numbers on black, numbers can comprise one to four digits including letters. c) Number Discs – Laminated plastic 25 mm diameter, white numbers on black, numbers can comprise one to four digits. The disc is holed and a split key ring is provided.
Stands/with Seats:	Lockers can be provided with either stands or stands with seats with or without adjustable feet. Please refer to Specification Sheet S015.
Sloping Tops:	Lockers can be manufactured with a sloping top. Gradient 1:3, ie 300 mm deep unit increased height at rear 100 mm 380 mm deep unit increased height at rear 126 mm 450 mm deep unit increased height at rear 150 mm
End Panels:	For aesthetic appearance and to protect row ends, specifically designed end panels are available.
Installation:	Total Locker offers a full installation service for its products.

SPECIFICATION SHEET: S003

SYSTEM 1303

THREE COMPARTMENT LOCKERS



Dimensions:

Height	Width	Depth	Nesting
1775 mm	300 mm	300 mm	1 2 3
1775 mm	300 mm	450 mm	1 2 3
1775 mm	380 mm	380 mm	1 2 -
1775 mm	380 mm	450 mm	1 2 -
1775 mm	450 mm	450 mm	1 2 -

Strength and Security with Style

Sturdy Construction:	Door frame constructed from heavy gauge mild steel of press formed channel section.
Door Strength:	Full length door stiffeners for extra door rigidity and two 'five knuckle' semi-concealed hinges.
Style:	Attractive and functional locker design.
Colour:	Automated paint plant ensures consistent high quality finish in a wide range of modern colours.

Detailed Product Specification

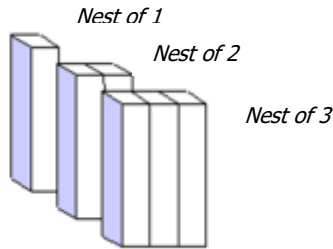
Compartment Size:	Compartment opening size 525 mm high (internal 555 mm), width and depth as above.
Nesting:	Lockers can be supplied as single units or nested in groups during the manufacturing process. All lockers are holed in back and sides to enable them to be bolted together into rows or back to back to suit your requirements. Note: When preparing locker room layouts allow approximately 4 mm extra for each nest for rivet heads at the sides of lockers in each row.
Construction:	Spot welded and pop riveted.
Material & Finish:	Mild steel-Powder Coated.
Door Frame Assembly:	Comprising two uprights manufactured from heavy gauge mild steel of press formed channel section; top and bottom cross members which are designed to create door stops. Spot welded construction produces a rigid frame enabling door clearances to be maintained in accordance with British Standard requirements. The top cross member is provided with a series of ventilation slots.
Doors:	Doors are attached to the right hand side of door frame upright with two 'five knuckle' semi-concealed hinges per door. Doors are fitted with a plastic escutcheon plate around the lock, which can also act as a name card/locker number holder. The inside of the door has a full length vertical 'stiffener' to provide greater rigidity. Two rubber buffers are fitted to the top and bottom corners of each door for quiet closure.
Bottom:	The bottom is formed as a 60 mm high plinth. All edges have return bends and the front and rear edges drilled for fitting to stands or stands with seat.
Locking:	Standard options are either 10 disc tumbler cam lock in mastered suite with two keys to each lock or, at no extra cost, a latch lock for the user's own padlock (recommended padlock shank dimensions 6 mm). Recommended padlocks are available from Total Locker. We can also supply, as an optional extras, a wide range of locking options, please ask for details.
Ventilation:	Ventilation is provided by a series of unique ventilation slots in the top cross member.

Paint Finish:	Five stage automatic degreasing and phosphating process to remove surface contamination. This base gives improved adhesion and humidity resistance. The powder is electrostatically applied prior to oven baking at the appropriate temperature.
Colour Range:	Standard locker frame Powder Coated colours is: "Ice". Standard door colours are: "Ice", "Black", "Rockpool", "Smoke", "White", "Skye", "Yellow", "Royale", "Forest" and "Cherry". The Total Locker general brochure illustrates these colours. Exact colour samples are available.
OPTIONAL EXTRAS:	The following can be supplied at an additional cost and, if included, will be specified in the quotation.
Perforation:	Most parts of the locker can be perforated with the unique 'Total Locker' perforation profile.
Locker Numbering:	<ul style="list-style-type: none"> a) Number Label – Made of silver polyester, with a permanent, self-adhesive back. Numbers are printed in black and can comprise one to four digits including letters. b) Number Plate – Made of laminated plastic, white numbers on black, numbers can comprise one to four digits including letters. c) Number Discs – Laminated plastic 25 mm diameter, white numbers on black, numbers can comprise one to four digits. The disc is holed and a split key ring is provided.
Stands/with Seats:	Lockers can be provided with either stands or stands with seats with or without adjustable feet. Please refer to Specification Sheet S015.
Sloping Tops:	Lockers can be manufactured with a sloping top (Gradient 1:3) ie, 450 mm deep unit increased height at rear 150 mm.
End Panels:	For aesthetic appearance and to protect row ends, specifically designed end panels are available.
Installation:	Total Locker offers a full installation service for its products.

SPECIFICATION SHEET: S004

SYSTEM 1304

FOUR COMPARTMENT LOCKERS



Dimensions:

Height	Width	Depth	Nesting
1775 mm	300 mm	300 mm	1 2 3
1775 mm	300 mm	450 mm	1 2 3
1775 mm	380 mm	380 mm	1 2 - 1775 mm
	450 mm	1 2 - 1775 mm	380 mm
		450 mm	450 mm
		1 2 -	

Strength and Security with Style

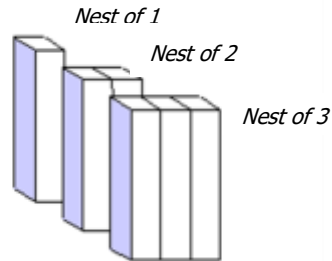
Sturdy Construction:	Door frame constructed from heavy gauge mild steel of press formed channel section.
Door Strength:	Full length door stiffeners for extra door rigidity and two 'five knuckle' semi-concealed hinges.
Style:	Attractive and functional locker design.
Colour:	Automated paint plant ensures consistent high quality finish in a wide range of modern colours.

Detailed Product Specification

Compartment Size:	Compartment opening size 390 mm high (internal 420 mm), width and depth as above.
Nesting:	Lockers can be supplied as single units or nested in groups during the manufacturing process. All lockers are holed in back and sides to enable them to be bolted together into rows or back to back to suit your requirements. Note: When preparing locker room layouts allow approximately 4 mm extra for each nest for rivet heads at the sides of lockers in each row.
Construction:	Spot welded and pop riveted.
Material & Finish:	Mild steel-stove enamelled.
Door Frame Assembly:	Comprising two uprights manufactured from heavy gauge mild steel of press formed channel section; top and bottom cross members which are designed to create door stops. Spot welded construction produces a rigid frame enabling door clearances to be maintained in accordance with British Standard requirements. The top cross member is provided with a series of ventilation slots.
Doors:	Doors are attached to the right hand side of door frame upright with two 'five knuckle' semi-concealed hinges per door. Doors are fitted with a plastic escutcheon plate around the lock, which can also act as a name card/locker number holder. The inside of the door has a full length vertical 'stiffener' to provide greater rigidity. Two rubber buffers are fitted to the top and bottom corners of each door for quiet closure.
Bottom:	The bottom is formed as a 60 mm high plinth. All edges have return bends and the front and rear edges drilled for fitting to stands or stands with seat.
Locking:	Standard options are either 10 disc tumbler cam lock in mastered suite with two keys to each lock or, at no extra cost, a latch lock for the user's own padlock (recommended padlock shank dimensions 6 mm). Recommended padlocks are available from Total Locker. We can also supply, as an optional extras, a wide range of locking options, please ask for details.
Ventilation:	Ventilation is provided by a series of unique ventilation slots in the top cross member.

Paint Finish:	Five stage automatic degreasing and phosphating process to remove surface contamination. This base gives improved adhesion and humidity resistance. The paint is applied by high-speed electrostatic rotating bells, which are computer controlled to ensure the correct thickness of paint is applied. The component parts are then stove enamelled at the correct temperature to ensure a hard paint finish is achieved.
Colour Range:	Standard locker frame Powder Coated colours is: "Ice". Standard door colours are: "Ice", "Black", "Rockpool", "Smoke", "White", "Skye", "Yellow", "Royale", "Forest" and "Cherry". The Total Locker general brochure illustrates these colours. Exact colour samples are available.
OPTIONAL EXTRAS:	The following can be supplied at an additional cost and, if included, will be specified in the quotation.
Perforation:	Most parts of the locker can be perforated with the unique 'Total Locker' perforation profile (please refer to Information Sheet I008).
Locker Numbering:	<ul style="list-style-type: none"> a) Number Label – Made of silver polyester, with a permanent, self-adhesive back. Numbers are printed in black and can comprise one to four digits including letters. b) Number Plate – Made of laminated plastic, white numbers on black, numbers can comprise one to four digits including letters. c) Number Discs – Laminated plastic 25 mm diameter, white numbers on black, numbers can comprise one to four digits. The disc is holed and a split key ring is provided.
Stands/with Seats:	Lockers can be provided with either stands or stands with seats with or without adjustable feet. Please refer to Specification Sheet S015.
Sloping Tops:	Lockers can be manufactured with a sloping top. Gradient 1:3, ie 300 mm deep unit increased height at rear 100 mm 380 mm deep unit increased height at rear 126 mm 450 mm deep unit increased height at rear 150 mm
End Panels:	For aesthetic appearance and to protect row ends, specifically designed end panels are available.
Installation:	Total Locker offers a full installation service for its products.

SPECIFICATION SHEET: S005
SYSTEM 1305
FIVE COMPARTMENT LOCKERS



Dimensions:

Height	Width	Depth	Nesting
1775 mm	300 mm	300 mm	1 2 3
1775 mm	300 mm	450 mm	1 2 3
1775 mm	380 mm	380 mm	1 2 -
1775 mm	380 mm	450 mm	1 2 -

Strength and Security with Style

Sturdy Construction: Door frame constructed from heavy gauge mild steel of press formed channel section.
 Door Strength: Full length door stiffeners for extra door rigidity and two 'five knuckle' semi-concealed hinges.
 Style: Attractive and functional locker design.
 Colour: Automated paint plant ensures consistent high quality finish in a wide range of modern colours.

Detailed Product Specification

Compartment Size: Compartment opening size 306 mm high (internal 336 mm), width and depth as above.

Nesting: Lockers can be supplied as single units or nested in groups during the manufacturing process. All lockers are holed in back and sides to enable them to be bolted together into rows or back to back to suit your requirements.
 Note: When preparing locker room layouts allow approximately 4 mm extra for each nest for rivet heads at the sides of lockers in each row.

Construction: Spot welded and pop riveted.

Material & Finish: Mild steel-Powder Coated.

Door Frame Assembly: Comprising two uprights manufactured from heavy gauge mild steel of press formed channel section; top and bottom cross members which are designed to create door stops. Spot welded construction produces a rigid frame enabling door clearances to be maintained in accordance with British Standard requirements. The top cross member is provided with a series of ventilation slots.

Doors: Doors are attached to the right hand side of door frame upright with two 'five knuckle' semi-concealed hinges per door. Doors are fitted with a plastic escutcheon plate around the lock, which can also act as a name card/locker number holder. The inside of the door has a full length vertical 'stiffener' to provide greater rigidity. Two rubber buffers are fitted to the top and bottom corners of each door for quiet closure.

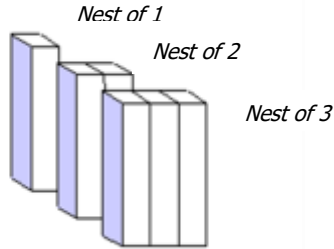
Bottom: The bottom is formed as a 60 mm high plinth. All edges have return bends and the front and rear edges drilled for fitting to stands or stands with seat.

Locking: Standard options are either 10 disc tumbler cam lock in mastered suite with two keys to each lock or, at no extra cost, a latch lock for the user's own padlock (recommended padlock shank dimensions 6 mm). Recommended padlocks are available from Total Locker. We can also supply, as an optional extras, a wide range of locking options, please ask for details.

Ventilation: Ventilation is provided by a series of unique ventilation slots in the top cross member.

Paint Finish:	Five stage automatic degreasing and phosphating process to remove surface contamination. This base gives improved adhesion and humidity resistance. The powder is electrostatically applied prior to oven baking at the appropriate temperature.
Colour Range:	Standard locker frame Powder Coated colours is: "Ice". Standard door colours are: "Ice", "Black", "Rockpool", "Smoke", "White", "Skye", "Yellow", "Royale", "Forest" and "Cherry". The Total Locker general brochure illustrates these colours. Exact colour samples are available.
OPTIONAL EXTRAS:	The following can be supplied at an additional cost and, if included, will be specified in the quotation.
Perforation:	Most parts of the locker can be perforated with the unique 'Total Locker' perforation profile (please refer to Information Sheet I008).
Locker Numbering:	<ul style="list-style-type: none"> a) Number Label – Made of silver polyester, with a permanent, self-adhesive back. Numbers are printed in black and can comprise one to four digits including letters. b) Number Plate – Made of laminated plastic, white numbers on black, numbers can comprise one to four digits including letters. c) Number Discs – Laminated plastic 25 mm diameter, white numbers on black, numbers can comprise one to four digits. The disc is holed and a split key ring is provided.
Stands/with Seats:	Lockers can be provided with either stands or stands with seats with or without adjustable feet. Please refer to Specification Sheet S015.
Sloping Tops:	Lockers can be manufactured with a sloping top. Gradient 1:3, ie 300 mm deep unit increased height at rear 100 mm 380 mm deep unit increased height at rear 126 mm 450 mm deep unit increased height at rear 150 mm
End Panels:	For aesthetic appearance and to protect row ends, specifically designed end panels are available.
Installation:	Total Locker offers a full installation service for its products.

SPECIFICATION SHEET: S006
SYSTEM 1306
SIX COMPARTMENT LOCKERS



Dimensions:

Height	Width	Depth	Nesting
1775 mm	300 mm	300 mm	1 2 3
1775 mm	300 mm	450 mm	1 2 3
1775 mm	380 mm	380 mm	1 2 -
1775 mm	380 mm	450 mm	1 2 -

Strength and Security with Style

Sturdy Construction: Door frame constructed from heavy gauge mild steel of press formed channel section.
 Door Strength: Full length door stiffeners for extra door rigidity and two 'five knuckle' semi-concealed hinges.
 Style: Attractive and functional locker design.
 Colour: Automated paint plant ensures consistent high quality finish in a wide range of modern colours.

Detailed Product Specification

Compartment Size: Compartment opening size 250 mm high (internal 280 mm), width and depth as above.

Nesting: Lockers can be supplied as single units or nested in groups during the manufacturing process. All lockers are holed in back and sides to enable them to be bolted together into rows or back to back to suit your requirements. **Note:** When preparing locker room layouts allow approximately 4 mm extra for each nest for rivet heads at the sides of lockers in each row.

Construction: Spot welded and pop riveted.

Material & Finish: Mild steel-Powder Coated.

Door Frame Assembly: Comprising two uprights manufactured from heavy gauge mild steel of press formed channel section; top and bottom cross members which are designed to create door stops. Spot welded construction produces a rigid frame enabling door clearances to be maintained in accordance with British Standard requirements. The top cross member is provided with a series of ventilation slots.

Doors: Doors are attached to the right hand side of door frame upright with two 'five knuckle' semi-concealed hinges per door. Doors are fitted with a plastic escutcheon plate around the lock, which can also act as a name card/locker number holder. The inside of the door has a full length vertical 'stiffener' to provide greater rigidity. Two rubber buffers are fitted to the top and bottom corners of each door for quiet closure.

Bottom: The bottom is formed as a 60 mm high plinth. All edges have return bends and the front and rear edges drilled for fitting to stands or stands with seat.

Locking: Standard options are either 10 disc tumbler cam lock in mastered suite with two keys to each lock or, at no extra cost, a latch lock for the user's own padlock (recommended padlock shank dimensions 6 mm). Recommended padlocks are available from Total Locker. We can also supply, as an optional extras, a wide range of locking options, please ask for details.

Ventilation: Ventilation is provided by a series of unique ventilation slots in the top cross member.

Paint Finish:	Five stage automatic degreasing and phosphating process to remove surface contamination. This base gives improved adhesion and humidity resistance. The powder is electrostatically applied prior to oven baking at the appropriate temperature.
Colour Range:	Standard locker frame Powder Coated colours is: "Ice". Standard door colours are: "Ice", "Black", "Rockpool", "Smoke", "White", "Skye", "Yellow", "Royale", "Forest" and "Cherry". The Total Locker general brochure illustrates these colours. Exact colour samples are available.
OPTIONAL EXTRAS:	The following can be supplied at an additional cost and, if included, will be specified in the quotation.
Perforation:	Most parts of the locker can be perforated with the unique 'Total Locker' perforation profile (please refer to Information Sheet I008).
Locker Numbering:	<ul style="list-style-type: none"> a) Number Label – Made of silver polyester, with a permanent, self-adhesive back. Numbers are printed in black and can comprise one to four digits including letters. b) Number Plate – Made of laminated plastic, white numbers on black, numbers can comprise one to four digits including letters. c) Number Discs – Laminated plastic 25 mm diameter, white numbers on black, numbers can comprise one to four digits. The disc is holed and a split key ring is provided.
Stands/with Seats:	Lockers can be provided with either stands or stands with seats with or without adjustable feet. Please refer to Specification Sheet S015.
Sloping Tops:	Lockers can be manufactured with a sloping top. Gradient 1:3, ie 300 mm deep unit increased height at rear 100 mm 380 mm deep unit increased height at rear 126 mm 450 mm deep unit increased height at rear 150 mm
End Panels:	For aesthetic appearance and to protect row ends, specifically designed end panels are available.
Installation:	Total Locker offers a full installation service for its products.